

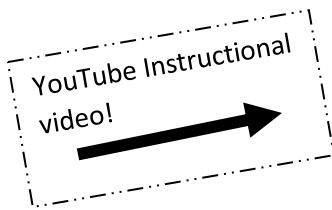
# Week 1- A Hero's Journey

June 29-July 4

Heroes in youth literature include knights, trickster animals, and all kinds of mythical creatures.

Use this packet to help your child learn about heroes in literature while having a heroic fun time!

## A Hero's Journey



### Build it: Catapults

YouTube: Easy DIY catapult <https://bit.ly/2IHkiZC>

#### You will need:

- Popsicle sticks
- Plastic spoons
- Rubber bands
- Marshmallows or pom-poms
- A picture of dragon or castle on the wall

Gather materials to make a catapult then set up a catapult testing station in front of a target taped to the wall or try it outside.


photo from devincollier.com



Book Suggestions available from library:

- ❖ *The Art of the Catapult* by William Gurstelle
- ❖ *100 Screen Free Ways to Beat Boredom* by Kris Hirschmann
- ❖ *Wild Adventures* by Mick Manning
- ❖ *Super Cool Forces and Motion Activities with Max Axiom* by Agnieszka Biskup
- ❖ *Zoom It: Invent New Machines That Move* by Tammy Enz

### Create It: Knight Shield



1. Draw the shape of this shield onto something sturdy you can cut, like cardboard or an empty cereal box.
2. Then cut it out and decorate it. If using cardboard, you may want to ask an adult for help cutting it out.
3. To attach a handle to the back of the shield, use a strip of leftover cardboard or cereal box.
4. Use tape to attach your handle, or put a small amount of glue on each end and then press the glue side down facing the back of the shield. When it's dry, it will be a handle to your shield.
5. Go off on your hero's journey!

Book Suggestions for “knights” available from the library:

- ❖ *Saint George and the Dragon* by Margaret Hodges
- ❖ *Real Knights: Over Twenty True Stories of Battle and Adventure* by Christopher Gravett
- ❖ *Dragonbreath, vol. 10: Knight-napped!* By Ursula Vernon
- ❖ *Sir Gawain and the Green Knight* by Selina Hastings

## Imagination Booster

### **Write It: Quest Letter**

Imagine you are playing outside one day when a carrier pigeon drops a piece of rolled up parchment into your lap. You carefully unroll it. Inside it tells you you must save the day! Write what the letter says below. Include who/what you are being called to save, why, and what the journey will look like to get there.

These book suggestions for Trickster Tales go with the activities on the next two pages. These books are available from the library.

*The Tales of Uncle Remus: The Adventures of Brer Rabbit* by Julius Lester

*Anansi and the Moss-Covered Rock* by Eric A. Kimmel


*Anansi the Spider: A Tale from the Ashanti* by Gerald McDermott

*Trickster: Native American Tales, a Graphic Collection* by Matt Dembicki

# Trickster Tales Acrostic Poems

An acrostic poem can be read both up and down, and across. The letters of a source word, written vertically, are used in other words or phrases written horizontally, to say something about the subject.

Here's an example:



T ricksters!  
R ascals  
I nventing  
C lever  
K ooky  
S chemes  
T o fool  
E veryone and avoid  
R esponsibility.

Create your own acrostic poems about famous tricksters from folklore.

A  
N  
A  
N  
S  
I

C  
O  
Y  
O  
T  
E

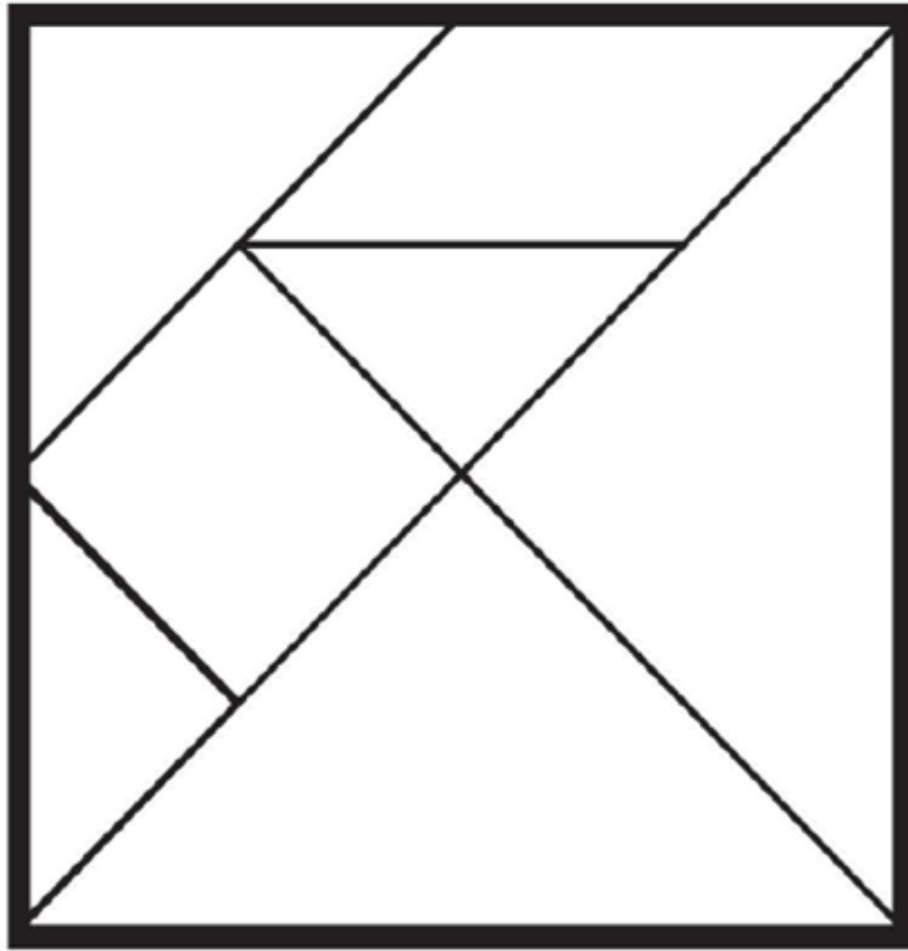
B  
R  
E  
R  
  
R  
A  
B  
B  
I  
T

R  
A  
V  
E  
N

Intentional blank page for double sided printing.

# Tangram Fun!

Cut out the Tangram pieces below and rearrange them to make different figures.



fox



giraffe



cat



goose