


Timeless Tales - Week 4

Build It: Marshmallow Castle



A lot of fairy tales have royalty and castles! Make your own castle by using marshmallows and toothpicks! See how tall you can make it, or how much weight it can hold. After you are finished, you have a marshmallow treat!

Young fingers may need help with the toothpicks.

Want more of an engineering challenge? Visit <https://sunflowerstostem.com/tetrahedron-tower/> to make the picture featured here.

Create It: Crown

Often in folklore and fairy tales there is royalty. Use the attached template to create a crown of your own. You'll need:

- Crayons or Markers
- Scissors
- Tape

If you need it, ask a grown up for help with the scissors. What will you be royalty of and rule? Your pillow fort? Your stuffed animals? Your pets?



Write It: Family Folktale


Ask a family member what their favorite folk tale was growing up. It could be anything from Chicken Little to Johnny Appleseed. Once they tell you, write your own version featuring you and your family member as main characters.

Read It: Paul Bunyan Mad Lib

Folklore has been passed down by people telling the stories to each other, not writing them down. This means that the stories have changed over time! Read the attached mad lib featuring Paul Bunyan and ask your family to fill in the blanks and see how much the story can change.

Play It: Ninepins

In stories with castles there is often a Jester, or the person whose job it is to make the King and Queen laugh. Sometimes they tell jokes, but sometimes they juggle using pins! In this game, set up nine clothespins like bowling pins. Have a player sit or kneel a few feet from and facing away from the pins. The player tries to knock over pins with a marble while looking over his or her shoulder.



Book Suggestions – the following titles are all available from the Anderson County Library. You can read any book you like to participate in Summer Reading. They do not have to be from the library, and they do not have to be at an AR level. You can put books on hold at www.andersonlibrary.org

Paul Bunyan by Marianne Johnston

Castle by David Macaulay

The King of Kindergarten by Derrick Barnes

La Princesa and the Pea by Susan Middleton Elya

King Arthur and the Round Table by Hudson Talbott

Paul Bunyan Mad Lib

Paul Bunyan was a powerful giant, _____ feet tall. He was famous throughout the lumbering
number
districts for his great _____ strength. So great was his lung capacity that he called his
adjective
_____ to dinner by blowing through a _____ tree. When he spoke _____
plural noun *adjective* *noun*
sometimes fell from trees.



When he had doughnuts for breakfast, they were carried from the _____ by _____
room in a house *number*
_____ on poles which they carried on their _____.
noun *body part*

Bunyan was assisted in his lumbering by a huge blue _____ named Babe. This _____
animal *adjective*
_____ had the strength of nine _____ and it weighed _____ thousand pounds.
animal *plural noun* *number*
Its head was so big, it measured seven _____ between the eyes. Its horns were of _____
plural noun *adjective*
and _____ Paul tied a line to their tips and hung _____ on it to dry. The original color of
adjective *noun*
the animal was pure _____.
color

One _____ it snowed _____ snow for _____ days and the ox lying down in it
season of the year *color* *number*
all _____ was dyed _____ Paul and Babe _____ a _____ house up a
season *color* *verb* *adjective*
hill. In the woods around Paul's camp were _____ animals. Some were very wild and
adjective
_____ and others harmless. There was a _____ which laid square eggs so that they
adjective *animal*
would not roll _____ the hill.
direction

HOW TO MAKE A CROWN



<http://www.wikihow.com/Make-a-Crown>



Cut as many templates as necessary and tape them together to wrap around the wearer's head.

HOW TO MAKE A CROWN

<http://www.wikihow.com/Make-a-Crown>



Cut as many templates as necessary and tape them together to wrap around the wearer's head.