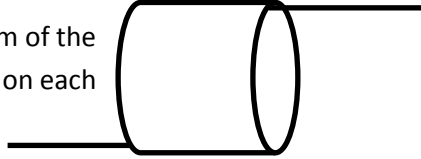


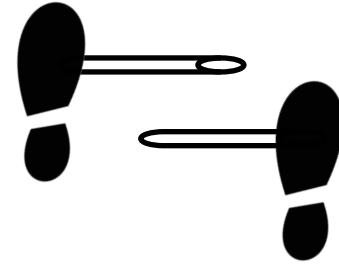
# Headless Footprints

You will need: tape, scissors, a straw, and an empty tube. Tubes can be from a duct tape roll, ribbon roll, etc.

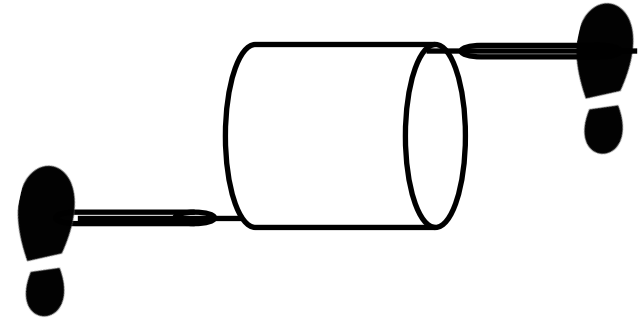
1. Cut out each foot. Do not cut toes off feet.
2. Tape a wooden dowel to the top and bottom of the inside of the tube so that one dowel shows on each side.



3. Tape the bottom of one foot to each straw. Make sure the feet are on opposite sides.



4. Slide one straw onto each dowel so that the straws are positioned between the feet and the tube.



5. Challenge: Can you add a scary face to the tube?

Go to [https://www.youtube.com/watch?v=Nb2NM\\_I5bxl](https://www.youtube.com/watch?v=Nb2NM_I5bxl) or scan the QR code to see it in action!

